

Gas Discharge Tube Lightning Arrestor Type N connectors and IP68 waterproof housing



- ✦ Frequency to 3.2GHz
- ✦ Excellent RF Performance
- ✦ Multiple Strike Capability
- ✦ 50 kA Surge Protection
- ✦ Rugged and Waterproof
- ✦ Bi-directional Protection

RF Specifications

- ✦ Nominal Impedance: 50Ω

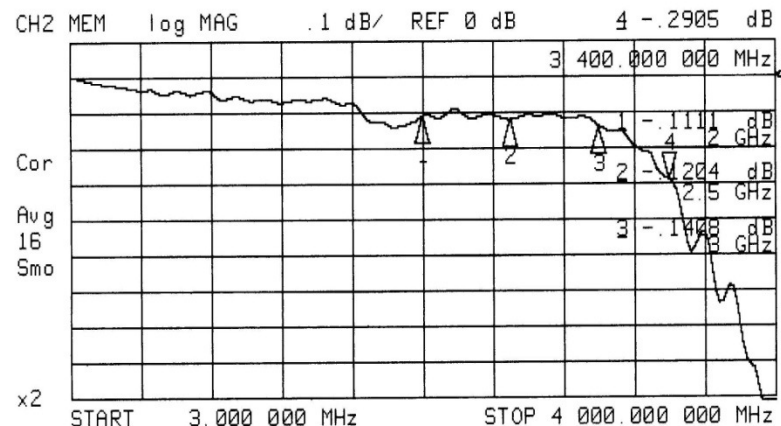
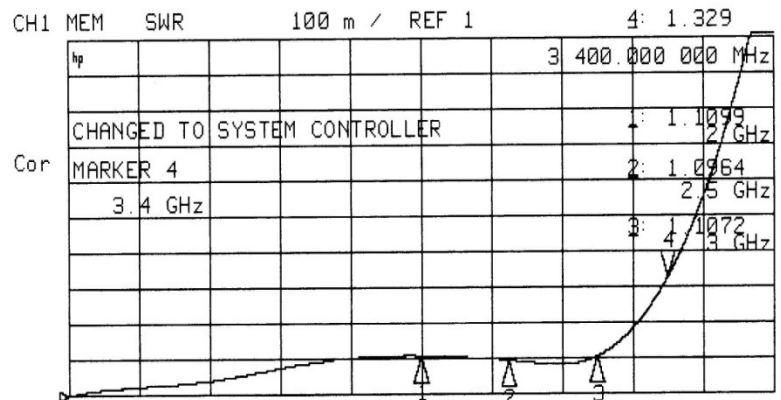
Frequency (GHz)	VSWR	Insertion Loss (dB)
dc – 2.5	1.15 Max	0.10 Max
2.5 – 3.0	1.20 Max	0.15 Max
3.0 – 3.2	1.35 Typ	0.25 Typ

- ✦ Through Current: 65V/10A Max
- ✦ RF Power: See Protection Voltage table

Transient Specifications

(1.2X50μs Voltage / 8X20μs Current waveform)

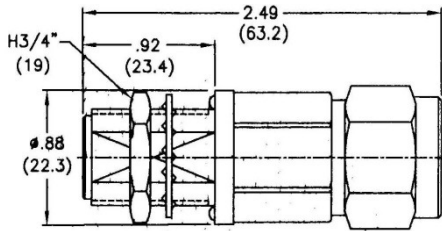
- ✦ Gas Discharge Tube 90V to 1000V
- ✦ Maximum Transient: 50 kA
- ✦ Multiple Strike: 20kA 10 times
- ✦ Let-through: See Protection Voltage table



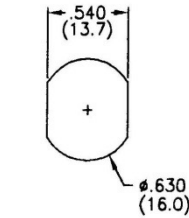
Typical VSWR and Insertion Loss

Mechanical Specifications

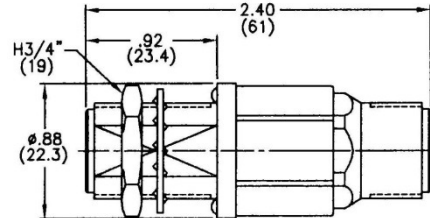
✦ Weight: 0.2 pounds / 90g typical



PTC ONMONF XX S



MOUNTING HOLE
Panel .27 (7)
Max



PTC ONFONF XX S

Environmental Specifications

Temperature Range	-40°C to +90°C
Salt Fog	MIL-STD-202 Method 101D / Condition B (35°C/96 hrs)
Immersion	MIL-STD-202 Method 104A / Condition A (65°C to 25°C w/NaCl – 2 cycles)
Moisture Resistance	MIL-STD-202 Method 106E (65 °C/98% RH condensing/240 hrs)
Temperature Shock	MIL-STD-202 Method 107D / Condition B-1 (25 cycles -65°C to +125°C)
Life (Elevated Temperature)	MIL-STD-202 Method 108A / Condition A (96 hours at 100°C)
Dust and Waterproof Rating	IEC529 IP68 (dust-tight and water proof 24 hrs / 1 m)
Vibration	MIL-STD-202 Method 204D / Condition D (10Hz-2kHz 0.06"DA/20g)
Mechanical Shock	MIL-STD-202 Method 213 / Condition A (50g/11ms ~24")

Material and Finish

Component	Material	Finish
Outer Parts	Brass	Nickel
Center Contact	BeCu	Gold
Insulator	PTFE	-
Gasket	Si Rubber	-

Protection Voltage

Protection Voltage	Voltage Code	RF Power (W)	Let-through (V_{pk} / mJ)
90	09	37	600 / 0.3
150	15	95	600 / 0.3
230	23	240	650 / 0.5
350	35	550	800 / 0.7
470	47	1000	1200 / 2.2
600	60	1600	1500 / 4.4
800	80	2900	1900 / 9.0
1000	99	4500	2200 / 14

Part Number

PTR ONXONF XX S

- S specifies the standard PTC product
- Voltage Code - select based on the RF power. Use 23 for most applications
- Connector Codes – ONF ONF for female to female, ONM ONF for male to female
- PTC Family - (Coaxial protector)

Shown with optional:

Bracket 750-0088-01

#6 AWG Lug 504-0045-3

